

CONCRETE PULVERIZER

**KRACKEN**



www.amiattachments.com

 **AMI** **20**
ATTACHMENTS YEARS
EST. 2001



FAST CRUSHING NO EXTRA HYDRAULICS WORKS WITH COUPLERS

Standing strong in the concrete jungle is the **AMI Kraken Concrete Pulverizer** – the fast and simple way to crush concrete.


Built for durable, long-term use, the Kraken Concrete Pulverizer is fully mechanical, made with Hardox wear points and requires no auxiliary hydraulics. Available for use with a coupler or direct pin-on, the Kraken Concrete Pulverizer is ready to claim new ground.

**CONCRETE • PRECAST • SLABS
WALLS • BRIDGE DECKS • ASPHALT**



BREAK POINT

By using longer teeth in the centre, breaking force is maximized at initial crush by concentrating pressure across fewer points. After first penetration, the secondary jaw teeth crumble the concrete into manageable pieces. Made from Hardox 500 steel, the replaceable jaw teeth have excellent hardwearing quality and are welded into place.



FLOW-THRU CHANNEL DESIGN

The Kraken's 3 over 4 jaw configuration provides crushing strength that pushes the broken material through the jaws for efficient productivity.



OVERSIZE HEX TORQUE TUBES

The torque tube's hexagonal profile is one of the strongest shapes in nature and provides a sturdy core running the width of the pulverizer to prevent twisting and deforming.

SERRATED PINCH PLATES


Sorting debris and rebar is part of the job and the Hardox 400 steel pinch plates give you the grip and precision you need to pick, hold and carry fine material.

NOSE & HEEL

Made with Bruxite 500 hardwearing steel, the nose and heel give you a fine edge to sort, pick and lift concrete slabs quickly, easily and without causing undue wear.

OPTIONAL REBAR SHEAR

Upgrade with the optional rebar shear, effectively slicing rebar while crushing material. Made with high grade steel, the bolt-on blades are easily replaced.



3 POSITION BRACKET

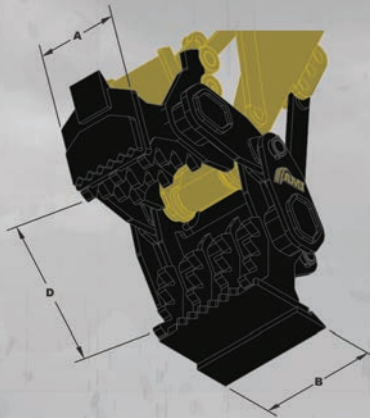
Fine tune your productivity by adjusting the lower jaw's angle using the three position support bracket.



AMI KRAKEN CONCRETE PULVERIZER SPECIFICATIONS CHART

Model	Ex. Weight (x1000)	Jaw Configuration	Weight	Moving Jaw (A)	Fixed Jaw (B)	Jaw Depth (C)	Max Opening (D)
PU243334	(24-33) lbs	3/4	2,000 lbs	16 in	21-1/2 in	17 in	22 in
PU334034	(33-45) lbs	3/4	2,250 lbs	18 in	26 in	19 in	28-1/2 in
PU404534	(45-55) lbs	3/4	2,520 lbs	20 in	28 in	21-1/2 in	31-1/2 in
PU404545	(45-55) lbs	4/5	2,720 lbs	20 in	28 in	21-1/2 in	31-1/2 in
PU456034	(45-65) lbs	3/4	3,300 lbs	22 in	32 in	25 in	35 in
PU456045	(45-65) lbs	4/5	3,560 lbs	22 in	32 in	25 in	35 in
PU608034	(65-90) lbs	3/4	4,350 lbs	24-1/2 in	34-1/2 in	28 in	40 in
PU608045	(65-90) lbs	4/5	4,655 lbs	24-1/2 in	34-1/2 in	28 in	40 in
PU8010034	(90-115) lbs	3/4	5,980 lbs	26-1/2 in	37-1/2 in	32 in	47-1/2 in
PU8010045	(90-115) lbs	4/5	6,390 lbs	26-1/2 in	37-1/2 in	32 in	47-1/2 in

*Information is based on pin-on attachments. May vary per lugging requirements.



AMI Attachments is a certified member of the Hardox in my Body® program. This strict accreditation means that we provide our customers with buckets manufactured from genuine wear-resistant steel that sets the standard worldwide for being harder, tougher and lighter.



In the quest for stronger and lighter products, AMI Attachments relies on Strenx® high-performance structural steel. Working with Strenx® steel makes our attachments stronger, lighter, safer, more competitive and more sustainable.

Authorized Dealer



1.800.556.9452

Phone: (519) 699-0387

1270 Geddes St., Hawkesville, ON, Canada N0B 1X0

www.amiattachments.com



#amiattachments