

LOADER BACKHOE

AMI Loader Backhoe Attachments



www.amiattachments.com





LOADER BUCKETS



4 IN 1

Jack of all trades, the AMI 4-in-1 bucket gives you the ultimate versatility, handling all the details on your job site.



1) General Purpose Bucket

Normal position, maximizing heaped loads.



2) Bottom Dump Bucket

Provides increased clearance when loading trucks and containers.



3) Grapple

Firmly holds large, awkward objects between cutting edges and serrated side edges.



4) Push Blade

Ideal for scraping or grading of smaller areas.



Cylinder Cushioning



Rubber Stop Home Position



Long Leverage Easy Dump



Minimal Lines Clean Unloading


HIGH DUMP

The High Dump Bucket features a bottom pivot point allowing the operator more bucket clearance when emptying a load.



GENERAL PURPOSE

To fill quickly material needs to roll. AMI angles the bucket floor up slightly helping to lift material into the bucket. Smooth curves and open design makes the clean out easy without material packing into tight corners.



SIDE DUMP

Easily handle material on highway construction sites, trenches and roadways without obstructing traffic. The Side Dump pivots smoothly using a cushioning cylinder, slowing the movement at both ends of the stroke. For normal dumping, the auto-lock secures the non-pivot end, preventing the bucket from side pivoting during dumping and filling.



SNOW

Get big volume and high visibility with the AMI extra wide Snow Bucket for efficient snow removal.



LOADER GRAPPLE

GARBAGE


Large, semi-enclosed grapples contain and compress small, light material, making it easier to transfer and manage waste without spillage.



LOADER FORKS

HYDRAULIC

Hydraulically powered forks allow for quick adjustability of fork spacing, all from the seat of the cab.



PALLET

Add versatility to your loader with the AMI variable width Pallet Fork that locks the tines in place easily.

LOADER BOOM POLE

MECHANICAL BOOM POLE

Add crane versatility to your loader with the Extendible boom pole from AMI.



BACKHOE BUCKETS




DIGGING

The curved side edge (Dual Radius) allows for smooth penetration, and fills easily. The replaceable teeth on the Digging Buckets also help to extend the life of your equipment.



TILTING

Achieve greater flexibility with the added versatility of an AMI Tilting Bucket, designed specifically to reach those awkward spots with less repositioning of your backhoe.



DITCHING

Make the grade with an AMI Ditching Bucket. Detailed finishing work requires a bucket that provides precision and reliability - exactly what AMI offers. The optional serrated edge gives operators a smooth edge while making it easier for penetrating when digging.



GRAVEYARD

The unique open top gives you the precision needed to cut perfect corners.



FROST

Break through frozen ground with the AMI Frost Bucket. The breakout force of your backhoe is fully applied to the specially designed teeth, powering through the frost line.



TRAPEZOID

Lower your project costs by reducing the amount of backfill required with the AMI Trapezoid Bucket. Ideal for pipeline and trenching, the trapezoid eliminates the costs of transportation and backfill material.

BACKHOE RAKE



ROOT RAKE

The AMI Root Rake is a powerful tool that clears away unwanted roots, limbs and brush while leaving behind valuable soil. This allows for lower dumping and transportation costs and keeps the soil where it is needed.

BACKHOE BLADE



CHUCK

For wet, sticky soil that wants to pack tight rather than dump clean. The wide edge and side wall design easily handles clumping soil and empties instantly. The tilting feature also gives you 90 degree precision grading on steep slopes.

BACKHOE GRAPPLE



ROCK

The AMI Rock Grapple hydraulically rotates 360 degrees, perfectly positioning rocks quickly and easily. The grapple hangs plum through the entire tilt range ensuring easy predictable movement of heavy materials.

BACKHOE RIPPER



RIPPER

The AMI Ripper Tooth is designed for initial breakup of dense, hard-packed material including frozen ground. The tooth is formed from solid AR400 Steel and allows for easy tip replacement, keeping you in the field longer.

LOADER QUICK COUPLER

HYDRAULIC QUICK COUPLER

Enclosed hydraulics protect your coupler from the elements, while greaseless bushings eliminate the need for daily maintenance.



**Greaseless
Bushings**



**Internal
Hydraulics**

Shown with Access
Panel Removed.

BACKHOE COUPLERS

HYDRAULIC PIN GRAB

The Hydraulic Pin Grab provides quick attachment changes for factory pin-on buckets. Hydraulic control means that you can switch from one attachment to another from the safety of the cab.



POWER TILT - PIN GRAB STYLE

Connecting ease-of-use with jobsite safety and versatile operation is the AMI Power Tilt Pin Grab Coupler.



POWER TILT - WEDGE STYLE

The Power Tilt Coupler fits all of your attachments and gives them the capability to rotate 180 degrees.



MECHANICAL PIN GRAB

The spring-loaded Mechanical Pin Grab connects quickly to your standard pin assembly attachments.

MANUAL WEDGE

The wedge-style adaptor keeps the pivot point at the same height as a bucket attached directly to the boom, without sacrificing your breakout force.



BACKHOE THUMBS STICK PIVOT

AMI's Hydraulic Stick Pivot design provides consistent grip on the load throughout 135 degrees of rotation.



EXTENDIBLE STICK

AMI gives you all the versatility of a stick-pivot thumb for extendible backhoes. The exclusive design is perfect for backhoes with inside-arm-extendible-dipper-sticks. The cylinder bracket is mounted at the end of the stick and travels over the outer casing. The strong bracket provides support for grabbing in both the extended and retracted positions.



Authorized Dealer



AMI ATTACHMENTS INC.

1.800.556.9452

Phone: (519) 699-0387 Fax: (519) 699-0440
1270 Geddes St., Hawkesville, ON, Canada N0B 1X0

www.amiattachments.com