

AMI POWER TILT COUPLER

Available for 25-400 category machines.

EXCAVATORS



www.amiattachments.com

HYDRAULIC TILT COUPLER

PRODUCTIVITY & PROTECTION AT EVERY ANGLE

With the AMI Power Tilt Coupler, you can now perform work on the job site faster, safer and easier by positioning your bucket, not your machine. Featuring versatile bucket positioning up to 180°, the AMI Power Tilt Coupler features exclusive sliding spline technology and front and rear safety locks.

Operated entirely from the cab, the Power Tilt also features a safe release curl to open, variable pin centre design and fast and easy connection and disconnection of your attachments - improving your overall productivity.

UP TO 180° TILT RANGE

Instead of moving your entire machine, the Power Tilt allows bucket or attachment tilting up to 180°.

IMPROVED HOLDING FORCE

Lock on and go! With a dual pin locking system, the Power Tilt allows for improved holding force and increased safety.

REDUCED WEIGHT

Because the Power Tilt Coupler weighs less, you can achieve greater stability and improved fuel savings.

INTEGRATED CROSS-PORT RELIEF VALVE

The Power Tilt Coupler's cross-port relief valve offers hydraulic overload protection.

POWER TILT COUPLER CONFIGURATIONS:



Power Tilt Mechanical
Wedge Coupler




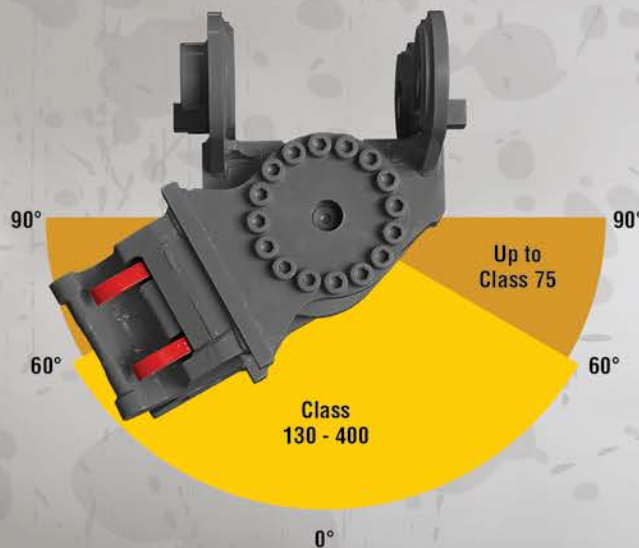
Power Tilt Hydraulic
Wedge Coupler



Power Tilt Mechanical
Pin Grab Coupler



Power Tilt Hydraulic
Pin Grab Coupler





Pin Grab Models

DUAL PROFILE PRECISION GRIP

A sharp talon and secondary socket profile allows continued handling of attachment during connecting and disconnecting.


SIMPLIFIED COUPLER HOSE ROUTING

Compact and minimal hydraulic flow design protect the few hoses required for both tilt and coupling functions. Steel lines and internal routing eliminate exposed external hoses.



HARDENED STEEL SEALS AND BEARING SURFACES

Thrust and radial bearing surfaces for the Power Tilt Coupler are hardened steel on hardened steel, eliminating the need for bearing replacement. This also leads to longer coupler life and reduced cost of ownership.



FIVE SAFETY CHECKS ON HYDRAULIC COUPLERS



2 STAGE IN-CAB CONTROLS

Easy to use and designed to prevent unintentional release, the in-cab controls require two unique actions to activate the hydraulic coupler's unlocking sequence.




SAFE BUCKET POSITION REQUIRED

At full curl, the bucket is now safely resting in the coupler's front clip without risk of falling off unexpectedly.



CONSTANT PRESSURE & LOAD HOLDING VALVE

Dedicated lines provide constant pressure directly to the coupler's locking cylinder. Integrated into the locking cylinder is a load holding valve that keeps the attachment locked tightly to the coupler.



MECHANICAL SAFETY LOCK

Using a spring-loaded hydraulic cylinder, the safety naturally stays in the locked position and requires hydraulic pressure to deactivate.



QUALIFIED MEMBER
HARDOX
IN MY BODY

QUALIFIED MEMBER
MY INNER + STRENX

1ST

DUAL MEMBER WORLDWIDE

FOR BUCKETS & ATTACHMENTS



AMI Attachments is a certified member of the Hardox in my Body® program. This strict accreditation means that we provide our customers with buckets manufactured from genuine wear-resistant steel that sets the standard worldwide for being harder, tougher and lighter.



In the quest for stronger and lighter products, AMI Attachments relies on Strenx® high-performance structural steel. Working with Strenx® steel makes our attachments stronger, lighter, safer, more competitive and more sustainable.

2 YEAR WARRANTY

All AMI products come with a 2 Year Limited Warranty



Authorized Dealer

AMI ATTACHMENTS INC.

1.800.556.9452

Phone: (519) 699-0387 Fax: (519) 699-0440
1270 Geddes St., Hawkesville, ON, Canada N0B 1X0

www.amiattachments.com



#amiattachments